

# Get the app!!






- Go to the App Store (iPhone, iPad, Android) and search for “**Kelsey Breakers**”
- Download and open the app. It’s free!
- Sign in **USING YOUR SCHOOL ACCOUNT**: user name is your student # followed by @sd79.bc.ca (e.g. 11111@sd79.bc.ca), password is welcome (or whatever you have changed it to)
- Enroll in your classes: Tap “Classes”, then tap the gear (top right). Toggle on the classes that you are currently taking; also toggle on which grade you are in to make sure you get grade-specific announcements!
- Go to the groups menu and tap the gear to select any groups or clubs you belong to, so you can get messages for those groups!
- Tap your name on the home screen (next to the gear icon) and pick how you want to receive notifications (we suggest push notifications & SMS text notifications).
- Check out the calendar for important school dates!
- Under the Information tab, you will see a lot of school-specific and handy info – check it out!!

## Using a computer instead of a mobile device?

Get the App!

"Kelsey Breakers"

Tap the buttons below:

Questions? Read the app developer Help screen.  
 Staff: Please follow Guide for Staff.

If you don't have an iOS or Android device, choose the Web App & sign up for email or text message notifications!

This app has been  
 Frances Kelsey Sr  
 953 Shawanigan Tr  
 Mill Bay, BC Canada

- Type [fkss.appazur.com](http://fkss.appazur.com) into your browser (Safari or Chrome is recommended)
- Click the “web app” button and then follow the instructions above!